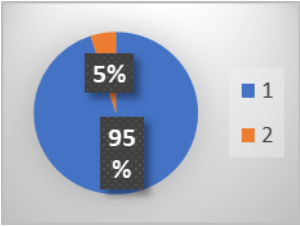
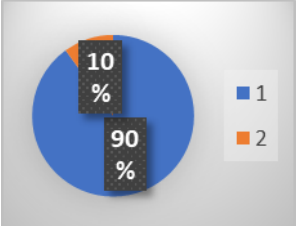
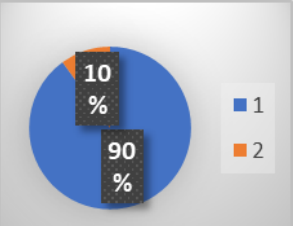
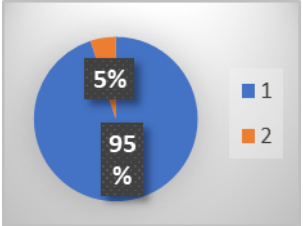
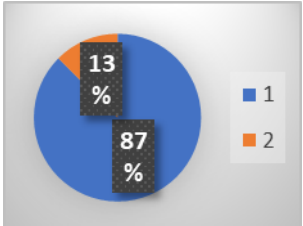


**Action taken report by Pandaveswar college on feedback taken from  
Alumni for the academic session 2022-2023  
(survey completed within 30/05/2023)**

Attributes	Average	Satisfaction Percentages	Not Satisfaction Percentages	Diagram	Action Taken
Admission Procedure	4.75	95%	5%		Inorder to make the admission hassel free the work order has been given to Transdence from adija Technology.
Alumni Association/Network of old Friends	4.5	90%	10%		The College already had a discussion with an advocate and is moving towards registration
Environment	4.5	90%	10%		We have planted more trees in the Campus. Anti ragging campaigns are also held within the Campus
Faculty	4.75	95%	5%		The Faculty are encouraged to host departmental seminars and discussion ,so as to motivate the students.
Fee structure	4.375	87.50%	12.50%		Inorder to cater to the economically backward students, the college has not increased its fees.

How do you rate the courses that you have studied	4.5	90%	10%	<p>A pie chart with a blue section representing 90% and an orange section representing 10%. A legend on the right shows a blue square for '1' and an orange square for '2'.</p>	The College has introduced some Add-On Courses
How do you rate the learning experience in terms of teaching and learning	4.75	95%	5%	<p>A pie chart with a blue section representing 95% and an orange section representing 5%. A legend on the right shows a blue square for '1' and an orange square for '2'.</p>	Emphasis has been laid on the use of ICT
Infrastructure & Lab facilities	4.5	90%	10%	<p>A pie chart with a blue section representing 90% and an orange section representing 10%. A legend on the right shows a blue square for '1' and an orange square for '2'.</p>	New instruments have been purchased for Physics LAB and computer Lab
Library resources	4.75	95%	5%	<p>A pie chart with a blue section representing 95% and an orange section representing 5%. A legend on the right shows a blue square for '1' and an orange square for '2'.</p>	New Syllabus based books have been purchased. Books on Competitive exams have been introduced
Course of study and its relevance to the real-life application	4.5	90%	10%	<p>A pie chart with a blue section representing 90% and an orange section representing 10%. A legend on the right shows a blue square for '1' and an orange square for '2'.</p>	New problem solving methodologies have been introduced in teaching -learning Process.
Overall rating of academic programs	4.75	95%	5%	<p>A pie chart with a blue section representing 95% and an orange section representing 5%. A legend on the right shows a blue square for '1' and an orange square for '2'.</p>	Students are given awards for outstanding performance
Overall capability of students passing out of this Institution	4.5	90%	10%	<p>A pie chart with a blue section representing 90% and an orange section representing 10%. A legend on the right shows a blue square for '1' and an orange square for '2'.</p>	Students are encouraged to attend Spoken English Classes. They are encouraged to handle computers