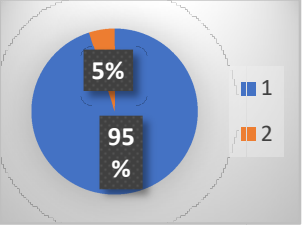
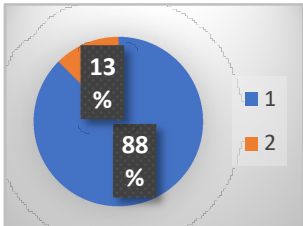
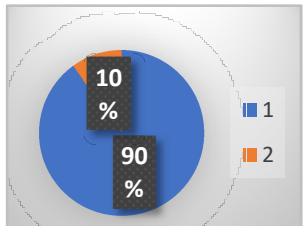
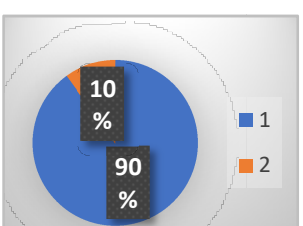
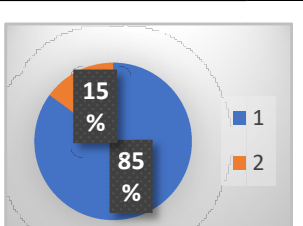
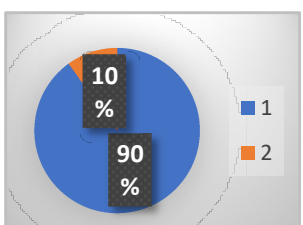


**Action taken report by Pandaveswar college on feedback taken from  
Alumni for the academic session 2021-2022  
(survey completed within 30/05/2022)**

Attributes	Average	Satisfaction Percentages	Not Satisfaction Percentages	Diagram	Action Taken
Admission Procedure	4.75	95%	5%		The Company providing software assistance during admission would be changed.
Alumni Association/Network of old Friends	4.375	87.50%	12.50%		The College intends to register the Alumni association.
Environment	4.5	90%	10%		Campus has been declared ragging Free. There are no smoking zones and plastic free zones in the college campus
Faculty	4.5	90%	10%		Help Desks have been formed to cater to the needs of the Students
Fee structure	4.25	85%	15%		The College has not increased its fees for a long time. The fees of our College is very moderate.
How do you rate the courses that you have studied	4.5	90%	10%		The College have communicated to the University the need to revise the syllabus through the Members of BOS

How do you rate the learning experience in terms of teaching and learning	4.625	92.50%	7.50%	<p>A pie chart with a blue segment representing 92% and an orange segment representing 8%. A legend on the right shows a blue square for '1' and an orange square for '2'.</p>	New problem solving methodologies have been introduced in teaching.
Infrastructure & Lab facilities	4.375	87.50%	12.50%	<p>A pie chart with a blue segment representing 88% and an orange segment representing 13%. A legend on the right shows a blue square for '1' and an orange square for '2'.</p>	New instruments have been purchased in Physics Lab.
Library resources	4.625	92.50%	7.50%	<p>A pie chart with a blue segment representing 88% and an orange segment representing 13%. A legend on the right shows a blue square for '1' and an orange square for '2'.</p>	New books have been purchased for Library.
Course of study and its relevance to the real-life application	4.625	92.50%	7.50%	<p>A pie chart with a blue segment representing 88% and an orange segment representing 13%. A legend on the right shows a blue square for '1' and an orange square for '2'.</p>	Students are encouraged to engage themselves in group activities and NSS Programs
Overall rating of academic programs	4.75	95%	5%	<p>A pie chart with a blue segment representing 95% and an orange segment representing 5%. A legend on the right shows a blue square for '1' and an orange square for '2'.</p>	The University has been requested to revise the Curriculum through the Members of BOS
Overall capability of students passing out of this Institution	4.25	85%	15%	<p>A pie chart with a blue segment representing 85% and an orange segment representing 15%. A legend on the right shows a blue square for '1' and an orange square for '2'.</p>	The College intends to host a Spoken English class for the students.